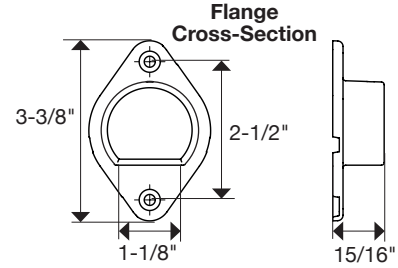
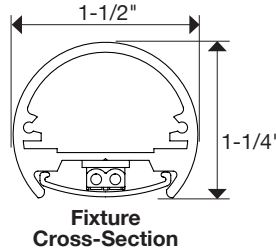



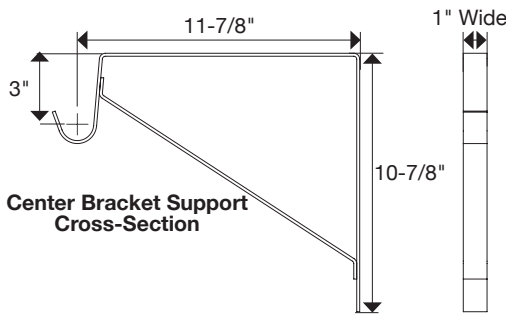
18 in. Satin Nickel fixture shown
 LC9R18-4NDSN30



HIGHER LIGHT OUTPUT – 6 WATTS PER FOOT

PART NUMBER	DESCRIPTION	DIMENSIONS	LUMENS Based on 3000K (approx. per fixture)	FINISH OPTION	KELVIN TEMP.
LC9R18-4ND ^{FinishTemp}	18" Lighted Closet Rod. 4 watts per fixture.	18" x 1-1/2" x 1-1/4"	400	BK, BZ SN, WT	2700K (27), 3000K (30) 4000K (40), 5000K (50)
LC9R24-6ND ^{FinishTemp}	24" Lighted Closet Rod. 6 watts per fixture.	24" x 1-1/2" x 1-1/4"	600	BK, BZ SN, WT	2700K (27), 3000K (30) 4000K (40), 5000K (50)
LC9R30-8ND ^{FinishTemp}	30" Lighted Closet Rod. 8 watts per fixture.	30" x 1-1/2" x 1-1/4"	800	BK, BZ SN, WT	2700K (27), 3000K (30) 4000K (40), 5000K (50)
LC9R36-10ND ^{FinishTemp}	36" Lighted Closet Rod. 10 watts per fixture.	36" x 1-1/2" x 1-1/4"	1000	BK, BZ SN, WT	2700K (27), 3000K (30) 4000K (40), 5000K (50)
LC9R42-12ND ^{FinishTemp}	42" Lighted Closet Rod. 12 watts per fixture.	42" x 1-1/2" x 1-1/4"	1200	BK, BZ SN, WT	2700K (27), 3000K (30) 4000K (40), 5000K (50)
LC9R48-14ND ^{FinishTemp}	48" Lighted Closet Rod. 14 watts per fixture.	48" x 1-1/2" x 1-1/4"	1400	BK, BZ SN, WT	2700K (27), 3000K (30) 4000K (40), 5000K (50)
LC9R54-16ND ^{FinishTemp}	54" Lighted Closet Rod. 16 watts per fixture.	54" x 1-1/2" x 1-1/4"	1600	BK, BZ SN, WT	2700K (27), 3000K (30) 4000K (40), 5000K (50)
LC9R60-18ND ^{FinishTemp}	60" Lighted Closet Rod. 18 watts per fixture.	60" x 1-1/2" x 1-1/4"	1800	BK, BZ SN, WT	2700K (27), 3000K (30) 4000K (40), 5000K (50)
LC9R66-20ND ^{FinishTemp}	66" Lighted Closet Rod. 20 watts per fixture.	66" x 1-1/2" x 1-1/4"	2000	BK, BZ SN, WT	2700K (27), 3000K (30) 4000K (40), 5000K (50)
LC9R72-22ND ^{FinishTemp}	72" Lighted Closet Rod. 22 watts per fixture.	72" x 1-1/2" x 1-1/4"	2200	BK, BZ SN, WT	2700K (27), 3000K (30) 4000K (40), 5000K (50)
LC9R78-24ND ^{FinishTemp}	78" Lighted Closet Rod. 24 watts per fixture.	78" x 1-1/2" x 1-1/4"	2400	BK, BZ SN, WT	2700K (27), 3000K (30) 4000K (40), 5000K (50)
LC9R84-26ND ^{FinishTemp}	84" Lighted Closet Rod. 26 watts per fixture.	84" x 1-1/2" x 1-1/4"	2600	BK, BZ SN, WT	2700K (27), 3000K (30) 4000K (40), 5000K (50)
LC9R90-28ND ^{FinishTemp}	90" Lighted Closet Rod. 28 watts per fixture.	90" x 1-1/2" x 1-1/4"	2800	BK, BZ SN, WT	2700K (27), 3000K (30) 4000K (40), 5000K (50)
LC9R96-30ND ^{FinishTemp}	96" Lighted Closet Rod. 30 watts per fixture.	96" x 1-1/2" x 1-1/4"	3000	BK, BZ SN, WT	2700K (27), 3000K (30) 4000K (40), 5000K (50)


Blue indicates customer choice. Finish indicates fixture finish color. Temp indicates Kelvin Temperature. 20 gauge solid wire ONLY. Push in connectors located on both ends of each sempriaLED fixture.



OPTIONAL INSTALLATION COMPONENTS

PART NUMBER	DESCRIPTION	DIMENSIONS
LC9R-CBS- ^{Finish}	Center Bracket Support (Use every 48") Available in Black (BK), Bronze (BZ), Satin Nickel (SN) or White (WT)	11-7/8" x 1" x 10-7/8"
SG9-WW-48 ^{Color}	48" field-cuttable WireWay. Available in Black (BK), Grey (GR), 48" x 3/4" x 11/16" or White (WT)	

FINISH OPTIONS



INSTALLATION COMPONENTS

PART NUMBER	DESCRIPTION	OUTSIDE DIAMETER
T-CW20G-SOL-25	25 ft. spool of 20/2 AWG solid wire	9/64"
T-CW20G-SOL-50	50 ft. spool of 20/2 AWG solid wire	9/64"
T-CW20G-SOL-100	100 ft. spool of 20/2 AWG solid wire	9/64"
T-CW20G-SOL-1	20/2 AWG solid wire sold per foot	9/64"

FEATURES

- Circular Closet Rod – 1-1/4"
- 50,000 hour LED life at 70% lumen maintenance
- 90 CRI (Color Rendering Index – true color)
- High LED diode density boards create No Dot effect
- Concealed wire management
- Each end is field trimmable up to 3"
- Simple to install fully assembled fixture with frosted, light-diffusing lens
- 5-year limited warranty
- Each LED under goes a 4-hour burn in test
- Designed for indoor application
- No UV or IR
- Dimmable (with compatible dimmer)
- Flange set included with each closet rod
- Accessories sold separately: WireWay and Center Bracket Support
- 12 volt DC plug-in or hardwired power supply required (order separately)

APPLICATIONS

- Under Cabinet
- Cove
- Display Case

TECHNICAL INFORMATION

Series	Lighted Closet Rod
Input Voltage	12 volt DC
Color Temperature (Kelvin)	Warm white 2700K (27) Soft white 3000K (30) Cool white 4000K (40) Daylight white 5000K (50)
CRI (Color Rendering Index)	90+
Wattage	1/4 watt LEDs
Lumens	400 lumens per foot
Max Run	Refer to power supply specs
Cuttable	No
IP Rating	----
Dimmable	5% – 100%
Rating	cULus Listed
Rated Life	50,000 hrs
LED Beam Angle	120°
LED Spacing	1/4"
LED Board	6" or 12"
Mounting	Flange Set, Screws (included)
Wiring	20/2 solid ONLY
Environment	Dry locations
Construction Material	Extruded aluminum (heatsink), IR Acrylic (lens)
Warranty	5 years

COMPATIBLE POWER SUPPLIES

PART NUMBER	DESCRIPTION	DIMENSIONS
T-12W-12V-PI	12 watt AC/DC 2 prong plug-in, 12 volt DC 1 AMP.	2-15/16" x 1-3/16" x 1-13/16"
T-24W-12V-PI	24 watt AC/DC 2 prong plug-in, 12 volt DC 2 AMP.	3-11/16" x 1-7/8" x 1-5/16"
T-36W-12V-PI	36 watt AC/DC 2 prong plug-in, 12 volt DC 3 AMP	3-3/4" x 2" x 1-5/16"
T-60W-12V-PI	60 watt AC/DC 2 prong plug-in, 12 volt DC 5 AMP	5-1/8" x 2-1/16" x 1-1/4"
T-96W-12V-PI	96 watt AC/DC 3 prong plug-in, 12 volt DC 8 AMP.	5-1/2" x 2-3/8" x 1-3/8"
T-120W-12V-PI	120 watt AC/DC 3 prong plug-in, 12 volt DC 10 AMP	6-3/8" x 2-11/16" x 1-1/4"
T-60W-12-WP-HW	60 watt, 12 volt IP67 rated waterproof LED hardwired	6-1/2" x 1-5/8" x 1-1/4"
T-150W-12-WP-HW	150 watt, 12 volt IP67 rated waterproof LED hardwired.	7-3/8" x 2-3/8" x 1-1/2"
T-DT24W-12V-HW	24 watt 12 volt DC dimmable class 2 LED hardwired.	13-3/4" x 3" x 1-5/8"
T-DT48W-12V-HW	48 watt 12 volt DC dimmable class 2 LED hardwired	13-3/4" x 3" x 1-5/8"
T-DT60W-12V-HW	60 watt 12 volt DC dimmable class 2 LED hardwired	13-3/4" x 3" x 1-5/8"
T-DT120W-12V-HW	120 watt 12 volt DC dimmable LED hardwired	15" x 3-1/8" x 2-1/2"
T-WAV-60W-PSR	60 watt AC/DC 2 prong plug-in, 12 volt DC 5 AMP with built in smart LED receiver	7-1/4" x 2-7/8" x 1-5/8"

COMPATIBLE DIMMING SYSTEMS / SWITCHES

PART NUMBER	DESCRIPTION	DIMENSIONS
T-Q-1Z-WC-RF-Color	Uno 1-Zone LED controller. On / Off / Dimmer. Use with LED Receiver.	2-5/8" x 1-5/16" x 3/8"
T-Q-2Z-WC-RF-Color	Duo 2-Zone LED controller. On / Off / Dimmer. Use with LED Receiver.	2-5/8" x 1-5/16" x 3/8"
T-Q-4Z-WC-RF-Color	Quattro 4-Zone LED controller. On / Off / Dimmer. Use with LED Receiver.	2-5/8" x 1-5/16" x 3/8"
T-TWAV-WR-120	WAV 120 watt smart LED Receiver. Use with a Wireless Controller	4-1/4" x 2-1/4" x 3/8"
T-Q-WR96	96 watt LED Receiver. Use with a Wireless Controller	3-3/8" x 1-1/2" x 13/16"
T-Q-WR240	240 watt LED Receiver. Use with a Wireless Controller.	6-7/16" x 1-7/8" x 15/16"
T-DSS-30W-IR	Infrared (IR) door sensor switch.	3/8" x 1" x 1-1/4"
T-2HDSS-30W-IR	Infrared (IR) door sensor switch with two heads	3/8" x 1" x 1-1/4"
T-MSS-60W	Motion sensor switch	1/2" x 2-1/4"
T-PSS-60W-IR	Infrared (IR) sensor proximity switch.	2-1/4" x 3/8"
T-TDS-60W	LED touch dimmer.	3/8" x 2" x 2"
T-WSS-60W-IR	Infrared (IR) wave sensor switch	2-1/4" x 3/8"
DVLV-600P-Color	600W Diva slide dimmer.	4.69" x 2.94" x 1.31"
T-RS-BK	On / off round switch	15/16"
T-WAV-AC120V-R	WAV 120 volt AC/AC Smart Receiver	1-3/4" x 1-3/4" x 13/16"