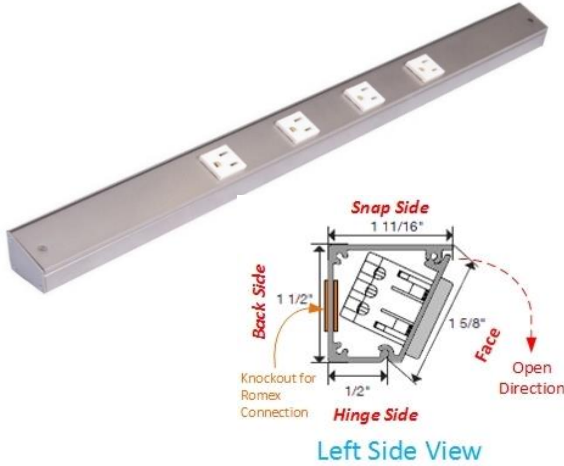


TASK lighting

APT Series Angle Power Strip

Tamper Resistant Receptacles eliminate cutouts for receptacles and switches in your backsplash



APT SERIES ANGLE POWER STRIP

Part Number	Length	# of Recept.	Recept. Color (C)	Finish (F)
APT9-2C-P-F-*Position	9"	2	B, G, W	BK BZ SN, WT
APT12-2C-P-F-*Position	12"	2	B, G, W	BK, BZ, SN, WT
APT18-3C-P-F-*Position	18"	3	B, G, W	BK, BZ, SN, WT
APT24-4Color-P-Finish	24"	4	B, G, W	BK, BZ, SN, WT
APT30-4Color-P-Finish	30"	4	B, G, W	BK, BZ, SN, WT
APT36-4Color-P-Finish	36"	4	B, G, W	BK, BZ, SN, WT
APT42-5Color-P-Finish	42"	5	B, G, W	BK, BZ, SN, WT
APT48-5Color-P-Finish	48"	5	B, G, W	BK, BZ, SN, WT
APT60-7Color-P-Finish	60"	7	B, G, W	BK, BZ, SN, WT
APT72-8Color-P-Finish	72"	8	B, G, W	BK, BZ, SN, WT

*Indicate Left (L) or Right (R) side knockout for wire entry

FEATURES

- Tamper Resistant
- Easy Installation
- Designer finishes to blend with any decor
- 3-Year Limited Warranty

APPLICATIONS

- Kitchens
- Offices
- Shops & Garages
- Islands
- Islands
- Computer Labs

SPECIFICATIONS

Construction Materials: Powder Coated Aluminum

Input Voltage: 120V

Mounting: Wood Screws & Wall Anchors

Wiring: 12 ga. Romex

Environment: Dry Only

FINISHES & Standard Receptacle Color Combination



Black (BK)
with Black
receptacle



Bronze (BZ)
with Black
receptacle



Satin Nickel (SN)
with Gray
receptacle



White (WT)
with White
receptacle

RECEPTACLE COLORS



Black (B)



Gray (G)



White (W)

OPTIONAL INSTALLATION COMPONENTS

PART NUMBER	DIMENSIONS	DESCRIPTION
SQ-JB-Finish	3" x 3" x 1 1/2"	Square Junction Box
LVA-JBF-Finish	3" x 1 9/16" x 1 1/2"	Junction box - low voltage w/ wire exit through face
LVA-JBT-Finish	3" x 1 9/16" x 1 1/2"	Junction box - low voltage w/ wire exit through top

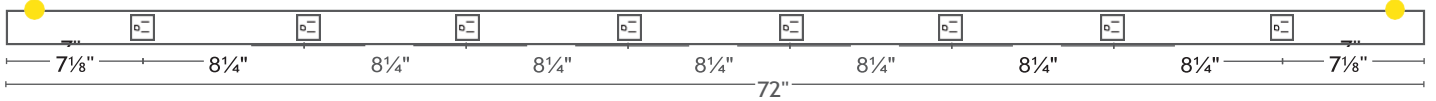
TASK

lighting

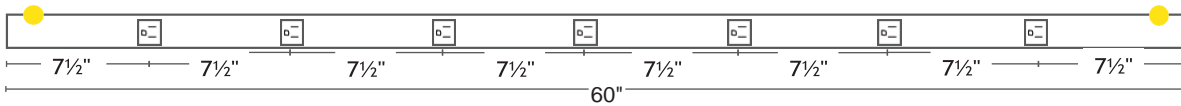
APT/AP Series Angle Power Strip

Eliminate cutouts for receptacles and switches
in your backsplash

72APS-8Color-Finish



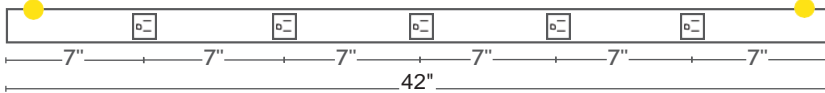
60APS-7Color-Finish



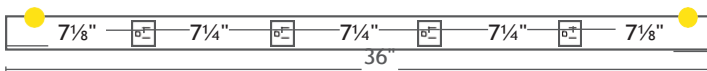
48APS-5Color-Finish



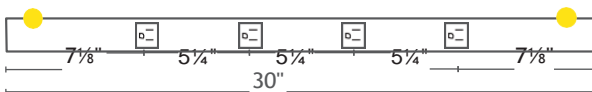
42APS-5Color-Finish



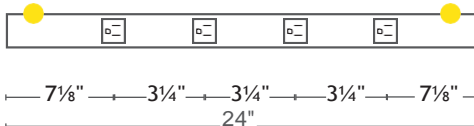
36APS-4Color-Finish



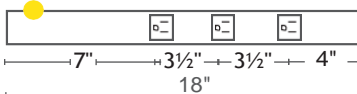
30APS-4Color-Finish



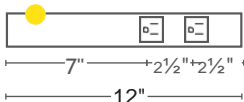
24APS-4Color-Finish



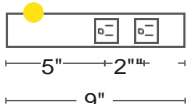
18APS-3Color-Finish (choose left or right wire entry)



12APS-2Color-Finish (choose left or right wire entry)



9APS-2Color-Finish (choose left or right wire entry)



LEGEND

- = Knock-out (all knock-outs are 1 1/2" from end)
- = Receptacle (Available in White, Gray, or Black)

CUSTOM OPTIONS

- Custom lengths from 9" - 72+" (larger sizes will have a seam when assembled)
- 120 Volt integral switch (*available in **Black** or **White** only*)
- Additional receptacles & color combinations
- Custom receptacle/switch, knockout placement

CUSTOM OPTION DETAILS

- Receptacles must be a minimum of 2" apart (on center) and from end
- Knockouts (wire entry) location must be at opposite end of fixture
- A single custom charge will apply per strip, for any number of modifications
- Drawing provided for all customization